


MY PASSPORT

ME

What's your name? _____
 How old are you? _____
 When's your birthday? _____
 Where are you from? _____
 What languages do you speak at home? _____



MY SCHOOL

What's the name of your school? _____
 Which class are you in? _____
 What's your English teacher's name? _____

MY LANGUAGES

What languages do you know?	<i>English</i>			
How long have you been learning this language?				
How well do you know this language? Reading Listening Speaking: interaction Speaking: production Writing	Use the Common European Framework language scale on pages 30–31, or use: ✓✓ = easy ✓ = OK ✗ = difficult			
When and how do you use this language?				
Have you done any exams in this language?				

MY BIOGRAPHY

Remember to update this section after each unit test. Look at your scores for each section of the test and assess yourself:

- ✓✓ I can do this!
- ✓ I can do this, but I need some more practice.
- ✗ I need to practise this.

WELCOME

- Use the scores from your Diagnostic test.

Reading

I can understand a short text about a family summer holiday. _____

Vocabulary

I can use collocations to describe actions. _____

I can use adjectives to give opinions. _____

Grammar

I can form sentences with the past simple. _____

I can differentiate between the present continuous and the present simple.

I can form sentences with *going to*. _____

I can differentiate between *must* and *can*. _____

I can form sentences with *there was* and *there were*. _____

I can use expressions for frequency. _____

Listening

I can understand a short dialogue about future plans. _____

Speaking

I can participate in a short dialogue about future plans. _____

Writing

I can correct grammatical errors in sentences. _____

I can write a short text about my plans for the year ahead. _____

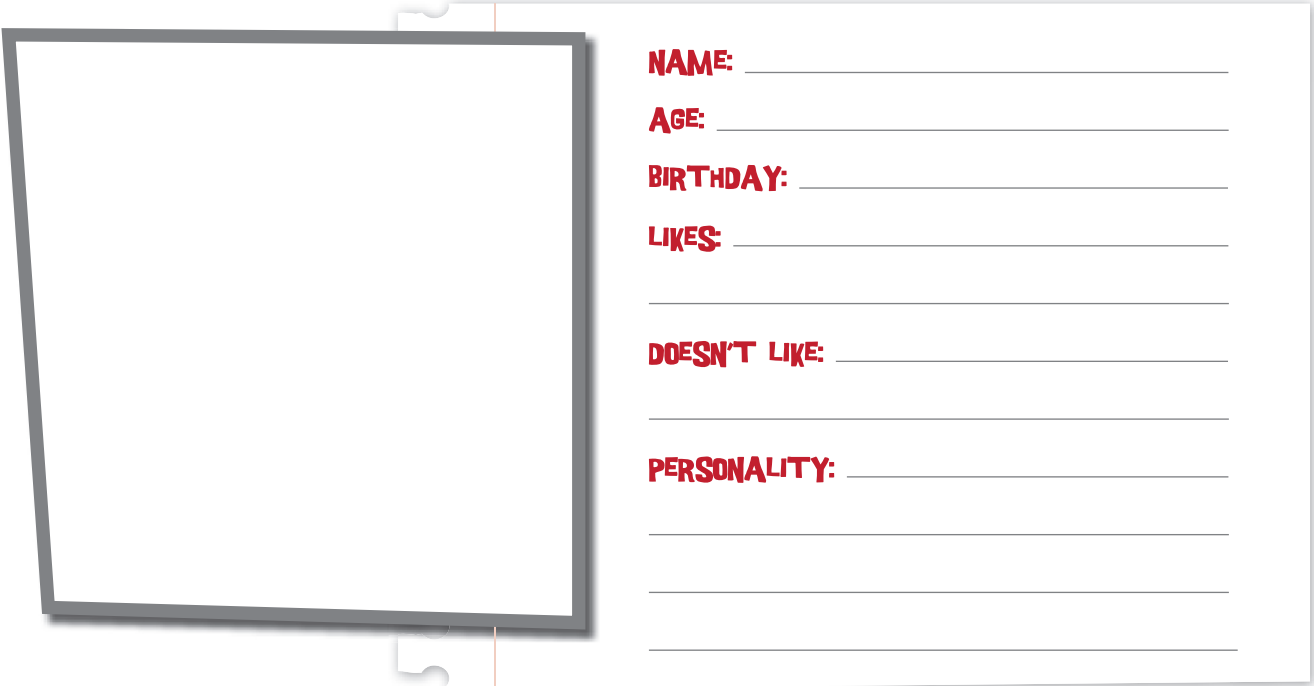
Extra

For the Welcome unit, I have completed:

My Dossier _____

Workbook _____

- Complete the fact-files for two friends.




A large rectangular form with a grey border and a white background. On the left side, there is a large empty square box for a drawing. To the right of this box, there are several lines of text with labels in red and horizontal lines for writing:

NAME: _____
AGE: _____
BIRTHDAY: _____
LIKES: _____

DOESN'T LIKE: _____

PERSONALITY: _____




A large rectangular form with a grey border and a white background. On the left side, there is a vertical spiral binding. To the right of the binding, there are several lines of text with labels in red and horizontal lines for writing:

NAME: _____
AGE: _____
BIRTHDAY: _____
LIKES: _____

DOESN'T LIKE: _____

PERSONALITY: _____



A large empty square box with a grey border, intended for drawing a picture of the friend.

- Use the information in the fact-files to write complete sentences about your friends.

MY FRIENDS AND I

- Write about you and your friends. Use *too* and *also*. You can publish this on your webpage.

Useful expressions

My name's ... and I'm from ... in ...
It's famous for ... and ...
In my free time I ...
My favourite ... is/are ...
My friends are ...
... 's into ... but he/she doesn't like ...

Your name and where you're from

Your hobbies

Your friends